

QCT2602

DC~26.5GHz, 2W

Features:
 * Low VSWR
 * Broadband

Applications:
 * Transmitters
 * Antennas
 * Laboratory Test
 * Impedance Matching



Electrical

Frequency Range:	DC~26.5GHz
Average Power ¹ :	2W
Impedance:	50Ω
VSWR:	1.15 max. (DC~4GHz)
	1.2 max. (DC~8GHz)
	1.25 max. (DC~12.4GHz)
	1.15 max. (DC~18GHz)
	1.2 max. (DC~26.5GHz)

[1] Derated linearly to 0.1W@120°C.

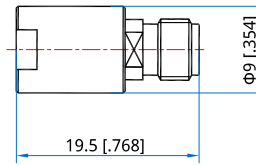
Mechanical

Connectors:	SMA
Outer Conductor:	Passivated Stainless Steel
Inner Conductor:	Gold Plated Beryllium Copper
Dielectric:	PTFE

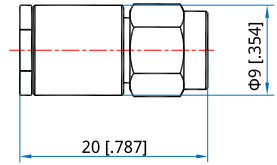
Environmental

Temperature:	-55~+125°C
--------------	------------

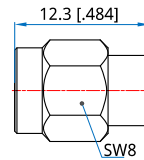
Outline Drawings



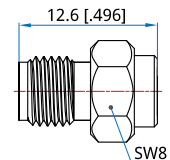
Outline A



Outline B



Outline C



Outline D

DC~12.4GHz - Outline A, Outline B
 DC~26.5GHz - Outline C, Outline D

Unit: mm [in]
 Tolerance: ±0.2mm [±0.008in]

How To Order

QCT2602-X-Y

X: Frequency in GHz

Y: Connector type

Connector naming rules:

S - SMA (Outline B, Outline C)

SF - SMA Female (Outline A, Outline D)

Examples:

To order a termination, DC-26.5GHz, SMA male, specify QCT2602-26.5-S.

Customization is available upon request.